



Smart PowerPort

from 100 kW to 2.4 MW

a fast deployable global solution
to power your mission critical applications

UPS power
infrastructure
in container

The solution for

- > Data centres
- > Telecommunications
- > Pharmaceutical and petrochemical plants
- > Transportation
- > Critical applications



Flexible high efficiency solution designed for:

- **permanent applications**, such as site power extensions or relocations, containerised data centres, building power and industrial infrastructure,
- **temporary use**, such as disaster recovery or site reconfiguration.

Industrialized turnkey solution

- Pre-packaged comprehensive UPS power infrastructure.
- Fully tested turnkey solution.
- Flexible design for step-by-step expansion.
- Highest protection grade at lowest industry power consumption.
- Lower PuE⁽¹⁾ reducing carbon footprint (power and cooling)
- Immediate upgrade and fast ROI due to deployment 2 to 4 times faster than traditional mortar solutions.
- Easy to relocate.
- No construction permit required.
- Property cost savings.

A comprehensive infrastructure

SMART POWERPORT is available in two different power configurations:

- **20' high cube container** from 100 kW to 450 kW per unit,
- **40' high cube container** up to 1000 kW per unit.

SMART POWERPORT is a complete environment infrastructure incorporating:

- high efficiency 'green power' UPS system,
- storage (batteries and/or flywheel),
- input and output distribution panel,
- cooling system,
- fire protection,
- battery monitoring,
- access control.

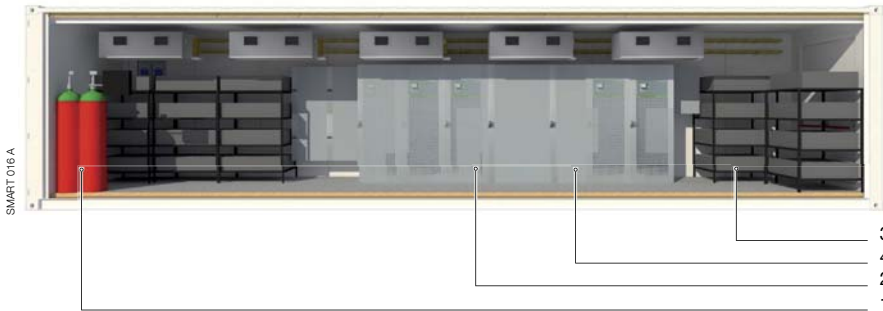
(1) PuE (Power Usage Effectiveness) is a metric used to determine the energy efficiency of a data centre by dividing the amount of power entering a data centre by the power used to run the computer infrastructure within it.

Smart PowerPort

from 100 kW to 2.4 MW

UPS power infrastructure in container

40' container - Example of internal arrangement



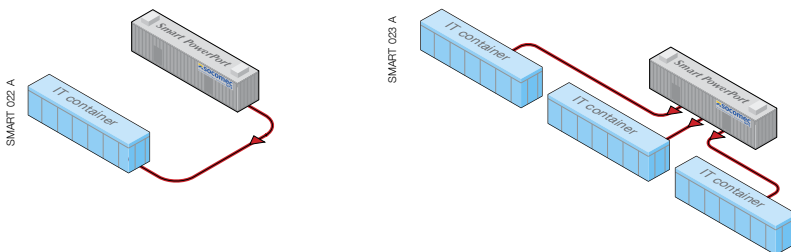
1. Fire protection
2. UPS
3. Batteries and/or *Flywheel*
4. Input/Output switchboard

Range

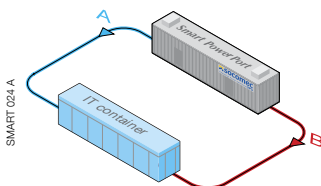
| UPS model | UPS Power | Max output power | Smart PowerPort | Smart PowerPort Configuration |
|-----------------|-----------------------|------------------------|-----------------|-------------------------------|
| Green Power 2.0 | 1 UPS x 200 kVA | 200 kW / 200 kVA | 20' high cube | single room |
| Green Power 2.0 | 2 UPS x 200 kVA | 400 kW / 400 kVA | | |
| Green Power 2.0 | 1 UPS x 400 kVA | 400 kW / 400 kVA | | |
| Delphys MX | 1 UPS x 300 kVA | 270 kW / 300 kVA | | |
| Delphys MX | 1 UPS x 400 kVA | 360 kW / 400 kVA | | |
| Delphys MX | 1 UPS x 500 kVA | 450 kW / 500 kVA | 40' high cube | single room |
| Green Power 2.0 | 3 UPS x 200 kVA | 600 kW / 600 kVA | | |
| Green Power 2.0 | 5 UPS x 200 kVA | 1000 kW / 1000 kVA | | |
| Green Power 2.0 | 4+1 UPS x 200 kVA | 800 kW / 800 kVA | | double room |
| Delphys MX | 2 UPS x 500 kVA | 900 kW / 1000 kVA | | |
| Green Power 2.0 | 2 x (2 UPS x 200 kVA) | 2 x (400 kW / 400 kVA) | | |
| Green Power 2.0 | 2 x (1 UPS x 400 kVA) | 2 x (400 kW / 400 kVA) | | |

Examples of applications

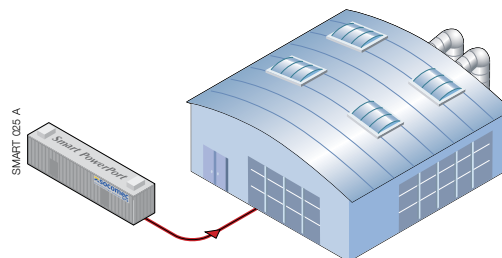
- Single supply



- Dual supply



- Building power infrastructure



Enclosure technical specifications

- 20' and 40' high cube container for indoor and outdoor applications.
- Industry standard cooling system.
- EN-1047 compliant (TÜV and SGS certified).
- Water and flood protection: IPX5.
- Thermal insulation: 0.42 W/m² K.
- Fire protection: 120 minutes.
- Dust protection.
- Emergency Power Off (EPO).
- Vandalism and intrusion protection.
- Electromagnetic protection: 20 dBA.
- Acoustic insulation: 33 dBA.

Options

- Row curtains.
- Fire detection and extinguishing system.
- Humidifier.
- Lighting (400 lux).
- Access control system.
- BHC UNIVERSAL and BHC INTERACTIVE battery monitoring systems.
- PuE metering system.
- Sealed non-combustible cable glands.
- Special isolated double and single doors (TÜV certified EN 1047).

Size and configurations

